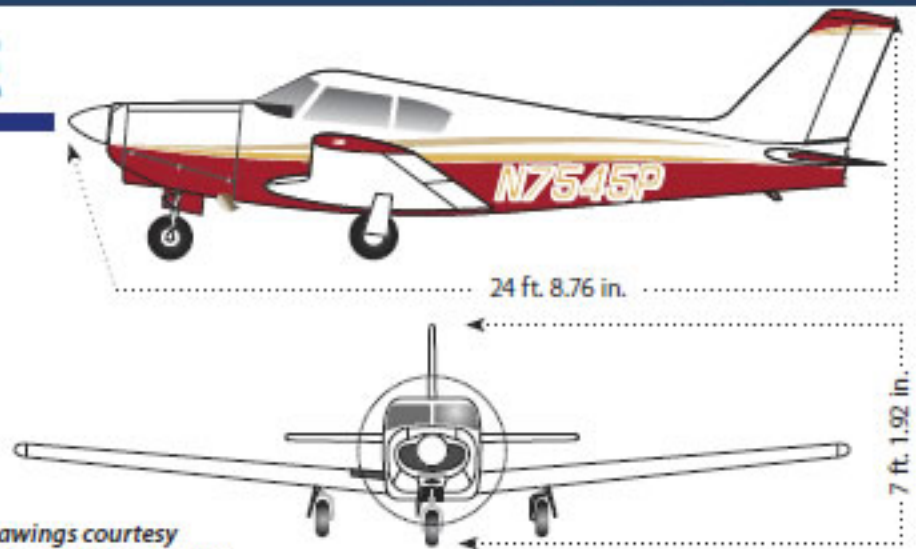
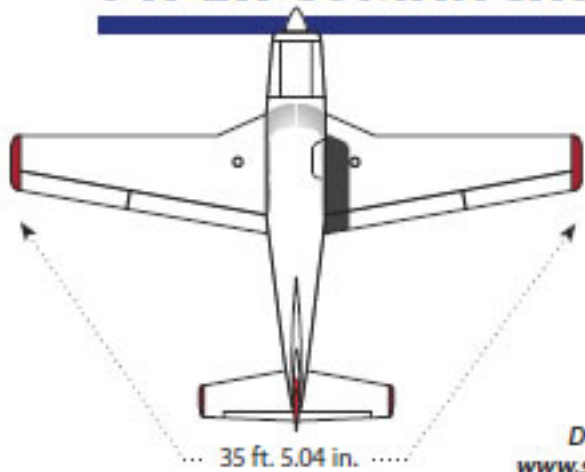


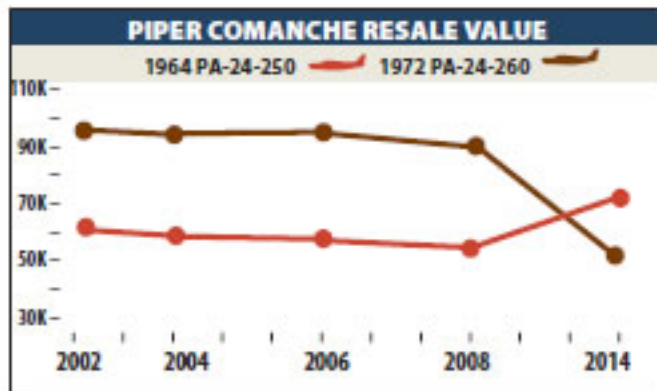
PIPER COMANCHE



Drawings courtesy www.schemedesigners.com

PIPER COMANCHE MODEL HISTORY

MODEL YEAR	ENGINE	TBO	OVERHAUL	FUEL	USEFUL LOAD	CRUISE	TYPICAL RETAIL
1958 PA-24-180 COMANCHE 180	LYCOMING O-360-A1A	2000	\$23,000	60	1020 LBS	139 KTS	±\$28,000
1958 PA-24-250 COMANCHE 250	LYCOMING O-540-A1A5	2000	\$28,000	60	1110 LBS	157 KTS	±\$37,000
1964 PA-24-180 COMANCHE 180	LYCOMING O-360-A1A	2000	\$23,000	60	1020 LBS	139 KTS	±\$34,000
1964 PA-24-250 COMANCHE 250	LYCOMING O-540-A1A5	2000	\$28,000	60	1110 LBS	157 KTS	±\$48,000
1965 PA-24-260 COMANCHE 260	LYCOMING O-540-E4A5	2000	\$30,000	60	1172 LBS	158 KTS	±\$55,000
1965 PA-24-400 COMANCHE 400	LYCOMING IO-720-A1A	1800	\$65,000	100	1490 LBS	185 KTS	±\$100,000
1966 PA-24-260 COMANCHE 260B	LYCOMING IO-540-D4A5	2000	\$35,000	60	1372 LBS	158 KTS	±\$57,000
1972 PA-24-260 COMANCHE 260C	LYCOMING IO-540-N1A5	2000	\$35,000	60	1427 LBS	161 KTS	±\$73,000
1972 PA-24-260 TURBO COMANCHE C	LYCOMING IO-540-N1A5	2000	\$40,000	60	1427 LBS	161+ KTS	±\$79,000



SELECT RECENT ADS

AD 2002-09-08	INSPECT/REPLACE/REWORK HARTZELL Y-SHANK PROPELLER BLADES
AD 2006-20-09	REPLACE ENGINE CRANKSHAFT AT OVERHAUL OR AFTER 12 YEARS
AD 2007-04-19	REPLACE CERTAIN SUPERIOR AIR PARTS CYLINDER ASSEMBLIES
AD 2008-14-07	INSPECT/REPLACE CERTAIN EXTERNALLY MOUNTED FUEL INJECTOR LINES

SELECT MODEL COMPARISONS

